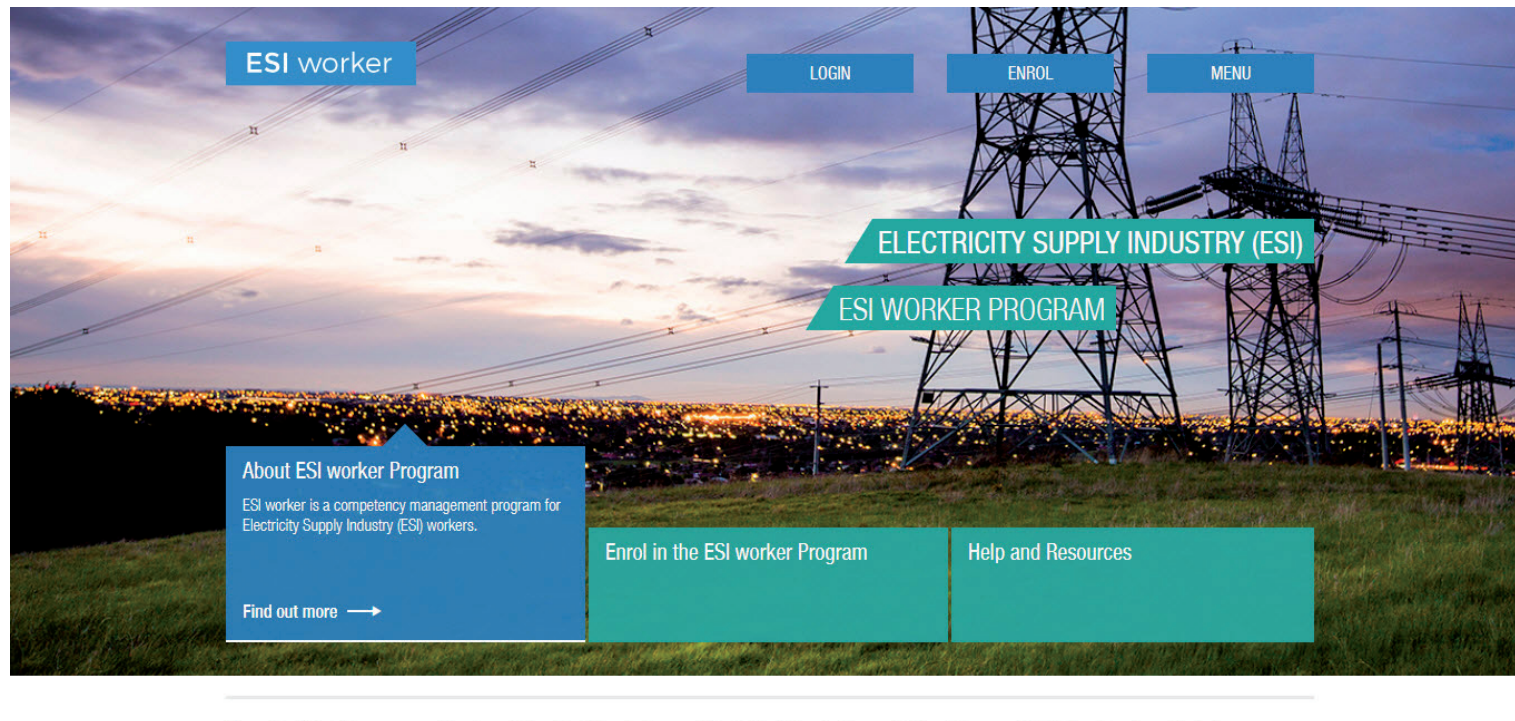


**ESI** worker

## User Guide for Registering your Business

## ESI worker

Please follow this step-by-step guide to register your business in the ESI worker program.



### Step 1

Please go to <http://www.esiworker.com.au> and click on “Enrol” in the top menu bar.

## REGISTERING YOUR BUSINESS

ESI worker Pegasus

[Back to Login](#)

### Business Details Registration

Select the country that your business operates in.

▼

© Copyright 2018 Pegasus - Powered by Oracle - Support 1300 131 194 Privacy Policy - Terms and Conditions

### Step 2

Once on the business details registration page for the ESI worker program, select the country that your business operates in from the drop down.

ESI worker Pegasus

### Log in

Id number

\*\*\*\*\*

[Register](#) [Recover my password](#) [LOG IN](#)

© Copyright 2018 Pegasus - Powered by Oracle - Support 1300 131 194 Privacy Policy - Terms and Conditions

### Please note

Please note, if you land on the log in page instead of the business registration page select “Register.”

## REGISTERING YOUR BUSINESS

ESI worker Pegasus

Back to Login

### Business Details Registration

Select the country that your business operates in:

Australia

Please enter the ABN of your business (without spaces) and click 'Search':

- If your business is listed in the results, click 'Register with this business'
- If your business is not listed in the results, click 'Add this business'

Don't know your ABN? Find it here.

Australian Business Number

31 101 762 610 Search

© Copyright 2018 Pegasus - Powered by OnSite - Support 1300 131 194 Privacy Policy - Terms and Conditions

### Step 3

Enter your ABN and select "Search."

ESI worker Pegasus

Back to Login

### Business Details Registration

Select the country that your business operates in:

Australia

Please enter the ABN of your business (without spaces) and click 'Search':

- If your business is listed in the results, click 'Register with this business'
- If your business is not listed in the results, click 'Add this business'

Don't know your ABN? Find it here.

Australian Business Number

31 101 762 610 Search

Registered Entity Name:

ABN: 31 101 762 610

Select Preferred Business Name

Darwin Carries Register

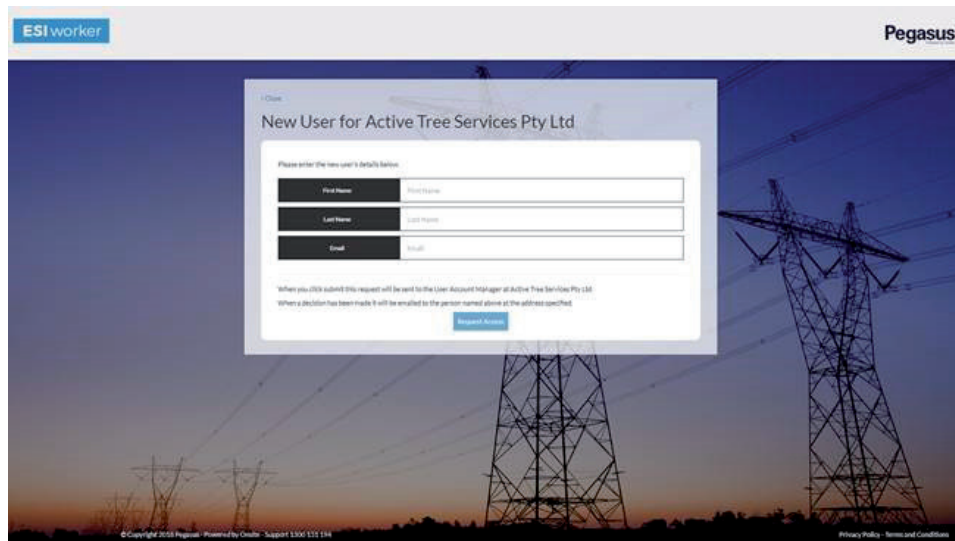
Imperial Caries, Inc. Register

© Copyright 2018 Pegasus - Powered by OnSite - Support 1300 131 194 Privacy Policy - Terms and Conditions

### Step 4

If your company has already registered in the ESI worker program, select "Request Access" and go to Step 5.

If your company is registering for the first time, select "Register" corresponding to your preferred business name and go to Step 6.



The screenshot shows a web browser window with the ESI worker logo in the top left and the Pegasus logo in the top right. The main content area has a background image of power lines and pylons. A white modal window is centered on the screen with the title "New User for Active Tree Services Pty Ltd". Inside the modal, there is a heading "Please enter the new user's details below:" followed by three input fields: "First Name", "Last Name", and "Email". Below these fields is a "Request Access" button. A small disclaimer at the bottom of the modal states: "When you click submit this request will be sent to the User Account Manager at Active Tree Services Pty Ltd. When a decision has been made it will be emailed to the person named above at the address specified."

### Step 5

Enter your first name, last name and email address and select “Request Access”.

An email will be sent to your current Company Administrator who will grant your access.

Once granted, you will receive an email from [onsitetrackeasy@pegasus.net.au](mailto:onsitetrackeasy@pegasus.net.au) with your login details. You may receive both a html and txt version of this email and can choose to opt-out of receiving future txt emails from onsite by clicking on the link at the bottom of the email subject. Return to the system and use these details to login and enrol your workers by following the Worker Enrolment User Guide.

## REGISTERING YOUR BUSINESS

ESI worker Pegasus

Business Details Registration

Please complete the business details form below.

Business Details

Country	Australia
Business Number	31001762618
Registered Name	Torred Pty Ltd

Contact Details

First Name	First Name
Last Name	Last Name
Email	Email

Physical Address

Address	Address
Town/City	Town/City
State/Province	
ZIP/Postcode	ZIP/Postcode

© Copyright 2018 Pegasus - Powered by Oracle - Support 1300 131 194 Privacy Policy - Terms and Conditions

### Step 6

Enter all business details.

ESI worker Pegasus

Business Number: 31001762618

Registered Name: Torred Pty Ltd

Contact Details

First Name	First Name
Last Name	Last Name
Email	Email

Physical Address

Address	Address
Town/City	Town/City
State/Province	
ZIP/Postcode	ZIP/Postcode

☒ The business's postal address is different to its physical address.

Phone & Fax Details

Business Phone	Business Phone
Business Fax	Business Fax

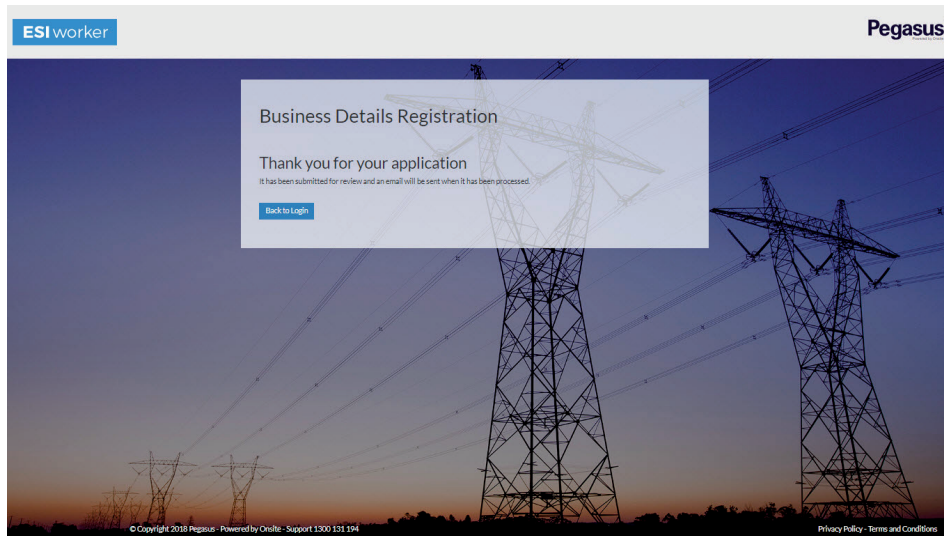
☒ I declare that I am the administrator of this company.  
You must agree to the Terms & Conditions.

Request Registration

© Copyright 2018 Pegasus - Powered by Oracle - Support 1300 131 194 Privacy Policy - Terms and Conditions

### Step 7

Once you have entered all of your business details and agreed to the declaration, select "Request Registration."



### Step 8

Your business registration application has now been submitted for review by a Network Operator.

Once your application has been processed, you will receive an email from [onsitetrackeasy@pegasus.net.au](mailto:onsitetrackeasy@pegasus.net.au) with your login details. You may receive both a html and txt version of this email and can choose to opt-out of receiving future txt emails from onsite by clicking on the link at the bottom of the email subject.

Return to the system and use these details to login and enrol your workers by following the Worker Enrolment User Guide.



For questions or assistance please call 1300 208 498  
or email [esiworker@pegasus.net.au](mailto:esiworker@pegasus.net.au)